

10-Minute Game and Gadget Projects for Busy Makers

Are you a busy maker who loves to create but often finds yourself short on time? Don't let limited time dampen your creativity! Here are 10 exciting game and gadget projects that you can complete within 10 minutes, allowing you to unleash your imagination and have some fun.



10-Minute Game and Gadget Projects (10-Minute Makers) by David Rundell

★★★★☆ 4.5 out of 5

Language : English

File size : 5925 KB

Screen Reader : Supported

Print length : 32 pages




1. Paper Plate Frisbee



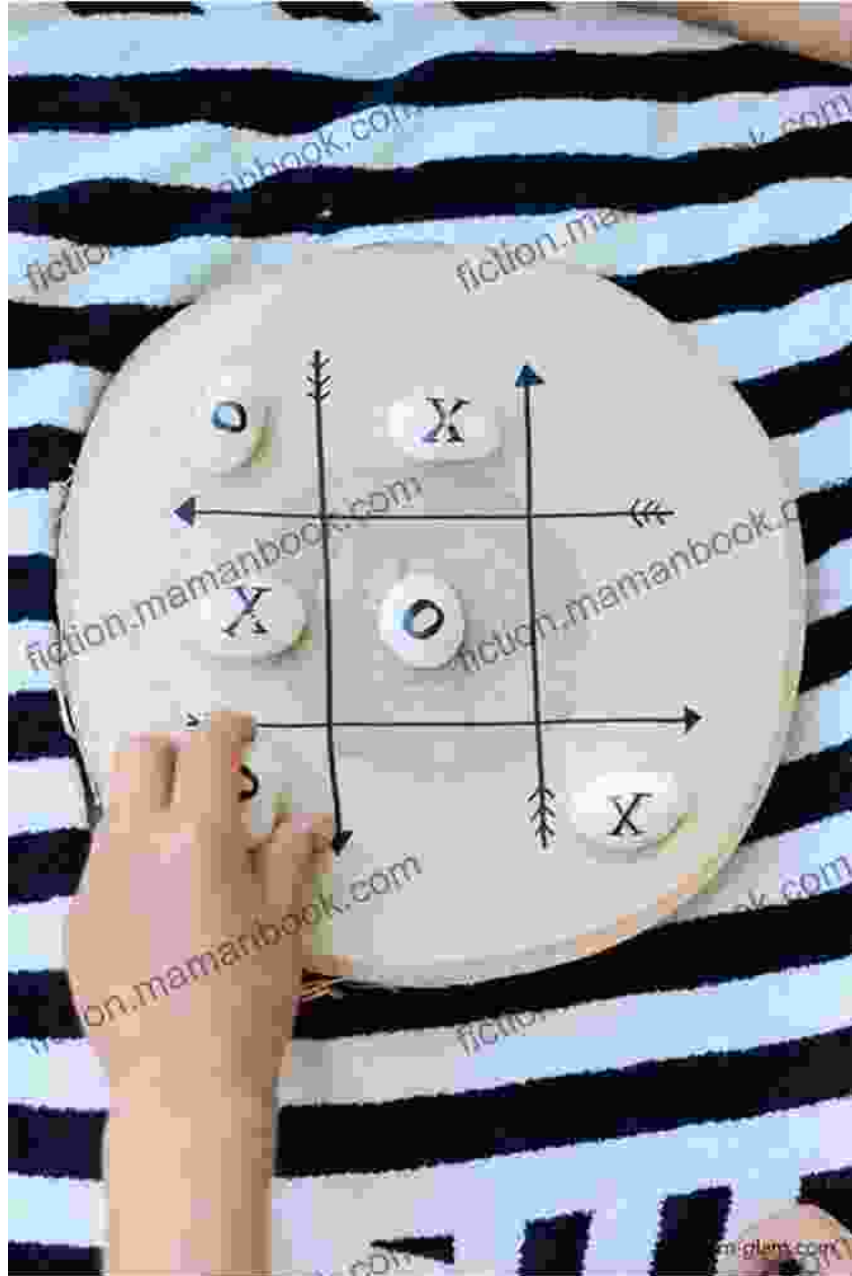
Transform an ordinary paper plate into a fun and aerodynamic frisbee. Decorate it with markers, paint, or stickers, and get ready for a thrilling game of catch.

2. Sponge Ball Launcher



Create a simple but powerful sponge ball launcher using a clothespin and a rubber band. Paint it to match your favorite colors and enjoy launching sponge balls at targets.

3. DIY Tic-Tac-Toe Board



Turn an old cardboard box into a personalized tic-tac-toe board. Draw the grid and design your own unique game pieces using markers or paint.

4. Egg Carton Race Car



Repurpose an egg carton into a speedy race car. Add wheels made from bottle caps or cardboard, decorate it with markers and stickers, and race it against your friends or family.

5. Cardboard Maze




Design and build a challenging cardboard maze using old cardboard boxes. Create different pathways, obstacles, and even a secret exit for a thrilling puzzle experience.

6. Bottle Cap Bowling



Turn bottle caps into mini bowling pins and use a small ball to knock them down. Set up the pins in different formations and challenge your friends to a fun game of mini-bowling.

7. Clothespin Catapult



Create a powerful clothespin catapult using two clothespins and a rubber band. Launch small objects, such as paper balls or marshmallows, at targets for a satisfying and accurate game.

8. Straw Rocket



Build a mini rocket using a straw, paper, and tape. Fold paper to create fins, insert the straw, and blow into it to launch your rocket towards the sky.

9. Paper Airplane Glider



Fold a paper airplane into a glider. Adjust the wings and tail to achieve the perfect balance and soar your plane through the air for a graceful and extended flight.

10. Balloon Hovercraft



Create a hovercraft using a balloon and a CD. Inflate the balloon and place it on top of the CD. Spin the CD to generate airflow and watch the hovercraft glide across smooth surfaces.

These 10-minute game and gadget projects provide endless opportunities for creativity and fun. Whether you're looking to entertain your kids, challenge your friends, or simply de-stress after a long day, these projects are guaranteed to bring joy and ignite your imagination.

So, gather your materials, set aside 10 minutes, and let's make something amazing!


10-Minute Game and Gadget Projects (10-Minute Makers) by David Rundell

★★★★☆ 4.5 out of 5

Language : English




File size : 5925 KB
Screen Reader : Supported
Print length : 32 pages



Why Unleashing the Instinct to Play Will Make Our Children Happier, More Self-Reliant, and More Successful in Life

Play is an essential part of childhood. It is how children learn about the world around them, develop their creativity and imagination, and build social skills. However, in...



Theory in Health Promotion Research and Practice

Theory is essential to health promotion research and practice. It provides a framework for understanding the causes of health behavior, and it guides...