


Knit a Stunning Bokeh Hat: A Comprehensive Guide with Jenn Wisbeck's Pattern

Embark on a captivating knitting journey as we delve into the intricate details of creating a breathtaking Bokeh Hat using Jenn Wisbeck's expert pattern.



Bokeh Hat Knitting Pattern by Jenn Wisbeck

★★★★★ 5 out of 5

Language : English
File size : 141 KB
Text-to-Speech : Enabled
Enhanced typesetting : Enabled
Print length : 9 pages
Lending : Enabled
Screen Reader : Supported



Materials and Equipment

- **Yarn:** Worsted weight yarn (approximately 275-325 yards)
- **Needles:** US 7 (4.5mm) circular needles, 16-inch and 24-inch lengths
- **Stitch marker:** To mark the beginning of each round
- **Yarn needle:** For weaving in ends
- **Scissors**
- **Measuring tape** (optional)

Abbreviations

- **CO:** Cast on
- **K:** Knit
- **P:** Purl
- **K2tog:** Knit two stitches together
- **P2tog:** Purl two stitches together
- **SSK:** Slip one stitch knitwise, lift the slipped stitch over the knit stitch
- **SKP:** Slip two stitches knitwise, lift the first slipped stitch over the second slipped stitch, then lift the first slipped stitch over the third stitch

Pattern Instructions

Foundation

1. **CO 112 stitches** onto the 16-inch circular needle using the long-tail cast-on method.
2. **Join in the round**, placing a stitch marker to indicate the beginning of the round.
3. **Work in K1, P1 rib for 6 rounds.**

Crown

4. **Round 7:** *K2, K5, K2, P2, K4, P2, K2, K2tog*; repeat from * to *. (96 stitches)
5. **Round 8:** Knit all stitches.
6. **Round 9:** *K7, P2, K4, P2, K2, K2tog*; repeat from * to *. (80 stitches)
7. **Round 10:** Knit all stitches.

8. **Round 11:** *K6, P2, K4, P2, K2, K2tog*; repeat from * to *. (64 stitches)
9. **Round 12:** Knit all stitches.
10. **Round 13:** *K5, P2, K4, P2, K2, K2tog*; repeat from * to *. (48 stitches)
11. **Round 14:** Knit all stitches.
12. **Round 15:** *K4, P2, K4, P2, K2, K2tog*; repeat from * to *. (32 stitches)
13. **Round 16:** Knit all stitches.
14. **Round 17:** *K3, P2, K4, P2, K2, K2tog*; repeat from * to *. (16 stitches)
15. **Round 18:** Knit all stitches.
16. **Round 19:** *K4, K2tog*; repeat from * to *. (8 stitches)
17. **Round 20:** Knit all stitches.
18. **Round 21:** K2tog all stitches.

Brim

22. **Switch to the 24-inch circular needle.**
23. **CO 24 stitches** using the long-tail cast-on method.
24. **Join in the round, placing a stitch marker to indicate the beginning of the round.**
25. **Work in K1, P1 rib for 12 rounds.**

Assembly

29. **Fold the brim in half lengthwise and seam together using the yarn needle.**
30. **Thread the yarn needle and sew the brim to the crown, matching up the center points.**
31. **Weave in any loose ends.**

Tips and Variations

- **For a snugger fit, choose a yarn with less drape or reduce the number of stitches cast on.**
- **For a more relaxed fit, choose a yarn with more drape or increase the number of stitches cast on.**
- **Experiment with different yarn colors and textures to create a unique and personalized hat.**
- **Add embellishments such as a pompom or tassel to further enhance your hat's design.**

With Jenn Wisbeck's expert guidance and these detailed instructions, you can effortlessly create a stunning Bokeh Hat that will turn heads and keep you warm and stylish. Whether you're a seasoned knitter or a beginner, this pattern offers a rewarding and enjoyable knitting experience. Embrace the art of knitting and let your creativity shine through.


Bokeh Hat Knitting Pattern by Jenn Wisbeck

★★★★★ 5 out of 5


Language : English

File size : 141 KB

Text-to-Speech : Enabled




Enhanced typesetting : Enabled
Print length : 9 pages
Lending : Enabled
Screen Reader : Supported



Why Unleashing the Instinct to Play Will Make Our Children Happier, More Self-Reliant, and More Successful in Life

Play is an essential part of childhood. It is how children learn about the world around them, develop their creativity and imagination, and build social skills. However, in...



Theory in Health Promotion Research and Practice

Theory is essential to health promotion research and practice. It provides a framework for understanding the causes of health behavior, and it guides...