


Make Slime, Crystals, Invisible Ink, and More with Easy Science Experiments for Kids

Science is all around us, and it's never too early to start exploring it with your kids. These easy science experiments are perfect for kids of all ages, and they're a great way to learn about the world around us.



SUPER Science Experiments: Cool Creations: Make slime, crystals, invisible ink, and more!

by Elizabeth Snoke Harris

★★★★☆ 4.4 out of 5

Language : English
File size : 5800 KB
Text-to-Speech : Enabled
Screen Reader : Supported
Enhanced typesetting : Enabled
Word Wise : Enabled
Print length : 64 pages



Make Slime

Slime is a gooey, stretchy substance that's fun to play with and easy to make. Here's how:

1. In a large bowl, combine 1 cup of clear glue, 1/2 cup of water, and 1 teaspoon of borax powder.
2. Stir the ingredients together until they're well combined.

3. The slime will start to form immediately. Once it's thick and sticky, knead it for a few minutes until it's smooth and elastic.
4. Add food coloring or glitter to the slime, if desired.



Grow Crystals

Crystals are beautiful and fascinating, and they're easy to grow at home. Here's how:

1. In a jar, combine 1 cup of hot water and 1/2 cup of Epsom salt.
2. Stir the ingredients together until the Epsom salt is dissolved.
3. Tie a string to a pencil or stick, and then suspend the string in the jar so that it's just below the surface of the water.
4. Place the jar in a warm place, and let it sit undisturbed for a few days.
5. As the water evaporates, crystals will start to form on the string.



Make Invisible Ink


Invisible ink is a fun way to write secret messages. Here's how to make it:

1. In a bowl, combine 1 tablespoon of lemon juice and 1 tablespoon of water.
2. Dip a cotton swab or toothpick into the mixture, and then use it to write a message on a piece of paper.
3. Let the message dry completely.
4. To reveal the message, hold the paper up to a heat source, such as a light bulb or a candle.



Explore the World of Science with Your Kids

These are just a few of the many easy science experiments that you can do with your kids. Science is all around us, and there's always something new to learn. So get out there and explore the world of science with your kids!




SUPER Science Experiments: Cool Creations: Make slime, crystals, invisible ink, and more!

by Elizabeth Snoke Harris


★★★★☆ 4.4 out of 5

Language : English
File size : 5800 KB
Text-to-Speech : Enabled
Screen Reader : Supported
Enhanced typesetting : Enabled
Word Wise : Enabled
Print length : 64 pages



Why Unleashing the Instinct to Play Will Make Our Children Happier, More Self-Reliant, and More Successful in Life

Play is an essential part of childhood. It is how children learn about the world around them, develop their creativity and imagination, and build social skills. However, in...



Theory in Health Promotion Research and Practice

Theory is essential to health promotion research and practice. It provides a framework for understanding the causes of health behavior, and it guides...