

Unleash Your Creativity: Comprehensive Guide to Amigurumi Boo Tutorials for a Spooktacular Halloween

As Halloween approaches, the excitement fills the air, inspiring us to create a festive and spooky atmosphere. Amigurumi, the art of crocheting or knitting small, adorable creatures, offers a unique way to add a touch of handmade charm to your Halloween décor. Among the most popular amigurumi characters for Halloween is Boo, the lovable ghost from the animated film *Monsters, Inc.* In this comprehensive guide, we'll delve into the world of amigurumi Boo tutorials, providing a wide range of patterns and ideas to help you create your own enchanting Boos. Whether you're a seasoned amigurumi enthusiast or a beginner eager to learn, we've got you covered for a spooktacular celebration!



Cute Ghosts Crochet Guide: Amigurumi Boo Tutorials for Halloween: Boo Crochet Ideas

★★★★★ 5 out of 5

Language : English
File size : 18532 KB
Text-to-Speech : Enabled
Screen Reader : Supported
Enhanced typesetting : Enabled
Print length : 51 pages
Lending : Enabled



Amigurumi Boo Tutorials: A Beginner's Guide

If you're new to amigurumi, fear not! Our beginner-friendly tutorials will guide you through the basics, step-by-step. Gather your materials, including yarn, a crochet hook or knitting needles, stuffing, and a needle for sewing. Let's dive into the magical world of amigurumi!

1. Basic Amigurumi Boo Pattern

Start with the foundation: a simple amigurumi Boo pattern. This pattern will teach you the fundamental techniques of crocheting or knitting an amigurumi, such as creating a magic ring, single crochet (sc), and increase (inc) stitches. Follow the instructions carefully and soon you'll have your very own Boo taking shape!



2. Striped Amigurumi Boo Tutorial

Add a touch of color to your Boo with a striped pattern! This tutorial will introduce you to the concept of color changing and working with multiple colors in amigurumi. Create a Boo adorned with vibrant stripes, perfect for adding a cheerful touch to your Halloween décor.



3. Pumpkin Amigurumi Boo Pattern

Embrace the spirit of Halloween with a pumpkin-themed Boo! This adorable pattern combines the classic Boo shape with pumpkin elements, such as a carved pumpkin face and a green stem. It's a perfect addition to your Halloween decorations, adding a touch of whimsy and cheer.




Advanced Amigurumi Boo Tutorials: Unleashing Your Creativity

For experienced amigurumi enthusiasts, we present a collection of advanced tutorials that will challenge your skills and inspire your creativity. Prepare to create Boos with intricate details, unique designs, and personalized touches.

4. Ghostly Amigurumi Boo Pattern

Create a Boo that truly embodies the spirit of Halloween with our ghostly pattern! This tutorial will guide you through techniques for shaping the Boo's body to resemble a flowing ghost, complete with a transparent effect and ethereal details. It's a hauntingly beautiful addition to your Halloween décor.



5. Amigurumi Boo with Costume Tutorial

Take your Boo to the next level by creating a custom costume! This tutorial will teach you how to design and crochet a unique outfit for your Boo, whether it's a witch's hat, a superhero cape, or a pirate's bandana. Let your imagination run wild and create a one-of-a-kind Boo that steals the show!



6. Amigurumi Boo Family Pattern

Create a whole family of Boos to fill your home with Halloween cheer! This pattern includes instructions for making Boos in different sizes and shapes, allowing you to create a playful and heartwarming display. From tiny baby Boos to large, cuddly grandparents, this tutorial will guide you through the process of creating a Boo family that's sure to bring joy to all who see them.




As you embark on your amigurumi Boo-making journey, remember that the possibilities are endless. Experiment with different colors, textures, and embellishments to create Boos that reflect your unique style and creativity. Whether you choose a simple beginner pattern or a challenging advanced tutorial, the joy of creating handmade Halloween decorations will fill your home with warmth and festive cheer. So, grab your yarn and hook (or needles), and let's get crocheting (or knitting) those adorable Boos for a spooktacular Halloween celebration!



Cute Ghosts Crochet Guide: Amigurumi Boo Tutorials for Halloween: Boo Crochet Ideas


★★★★★ 5 out of 5

Language : English
File size : 18532 KB
Text-to-Speech : Enabled
Screen Reader : Supported
Enhanced typesetting : Enabled
Print length : 51 pages
Lending : Enabled



Why Unleashing the Instinct to Play Will Make Our Children Happier, More Self-Reliant, and More Successful in Life

Play is an essential part of childhood. It is how children learn about the world around them, develop their creativity and imagination, and build social skills. However, in...



Theory in Health Promotion Research and Practice

Theory is essential to health promotion research and practice. It provides a framework for understanding the causes of health behavior, and it guides...